


Power Fork Type A

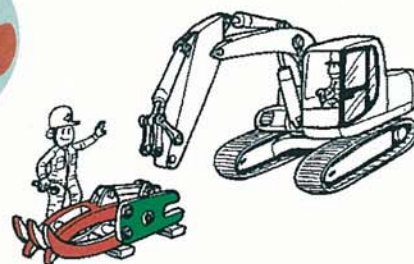


■ Specifications

Model	Weight (kg)	Opening width (mm)	Overall length (mm)	Claw width (mm)	Appropriate model (m ³)
PF03	20	560	505	190	0.008~0.025
PF07	60	775	705	240	0.04~0.05
PF15	65	775	760	240	0.066~0.08
PF30	145	1040	975	300	0.08~0.11
PF40	220	1220	1140	350	0.14~0.22
PF60	390	1505	1410	405	0.28~0.40
PF120	510	1815	1645	545	0.45~0.50
PF200	900	2080	1880	700	0.80~1.0

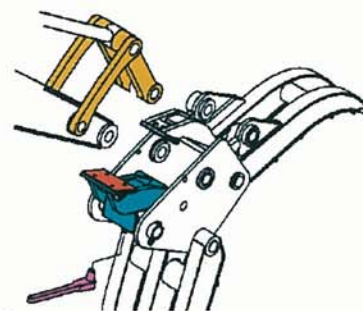



Easy mounting and detaching by roller pin



STD bucket changing without detaching link


Power Fork Type B



■ Specifications

Model	Weight (kg)	Opening width (mm)	Overall length (mm)	Claw width (mm)	Appropriate model (m ³)
PF30B	150	1040	860	300	0.08~0.11
PF40B	240	1220	1010	350	0.14~0.22
PF60B	420	1505	1230	405	0.28~0.40
PF120B	600	1815	1480	545	0.45~0.50
PF200B	1030	2080	1700	700	0.80~1.0

Locky Fork



Mechanical grapple for A Lock

A Lock mounted



Locky Fork mounted



■ Specifications

Model	Weight (kg)	Opening width (mm)	Overall length (mm)	Claw width (mm)	Applicable base A Lock
LF30	70	1230	735	690	AL10
LF40	100	1400	820	780	AL20
LF60	180	1700	1030	980	AL(H)30
LF120	320	2025	1240	1175	AL(H)40
LF200	580	2430	1510	1430	AL(H)70